

SLW60 Technical Data Sheet

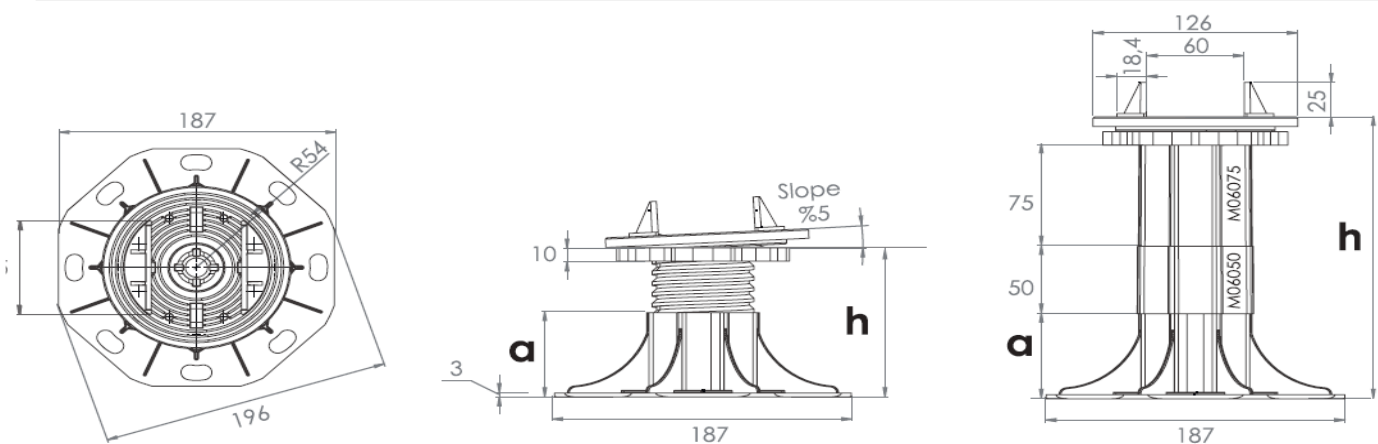


Modules are used to make floor joist framing and installations of deck or composite flooring materials. Allow auto slope correction on surfaces maximum up to 5% gradient.

SLW60 Product Features

Raw Material	Polypropylene
Height Range	Adjustable min.42mm – max. 260 mm (Optionally, extra 'extension' can be used to increase the height more than 260mm)
Base Diameter	187 mm
Base Wall Thickness	3 mm
Head Diameter	126 mm
Laying Surface of the Base	302 cm ²
Slope Correction	% 5
Enviromental Impact Assessment	Eco - Friendly
Application Areas	Can be used for all indoor and outdoor areas. Also, on levelled surfaces, epoxy or membrane insulated in areas.
Application	Using any of fixing material is not necessary. Optionally, the modules can be fixed to the application surface using adhesive or screw.

SLW60 Technical Drawing

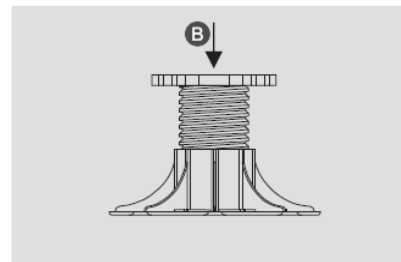
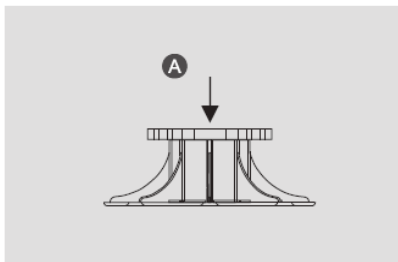


SLW60 Dimension & Weight

Model	SLW60-01	SLW60-02	SLW60-03	SLW60-04	SLW60-05	SLW60-06	SLW60-07	SLW60-08	SLW60-09	SLW60-10
a	18 mm	27 mm	40 mm	62 mm	40 mm	62 mm	62 mm	62 mm	62 mm	62 mm
h (min. - max)	42-48 mm	48-60 mm	60-85 mm	83-120 mm	112-140 mm	136-165 mm	157-194 mm	185-215 mm	210-235 mm	230-260 mm
Extension	-	-	-	-	M06050	M06050	M06075	M06050	M06050 M06075	M06075
Weight	0,247 kg	0,258 kg	0,275 kg	0,309 kg	-	-	-	-	-	-
Comp.										

SLW60 Pressure Resistance

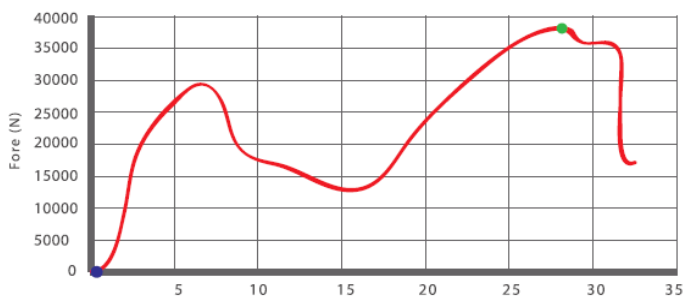
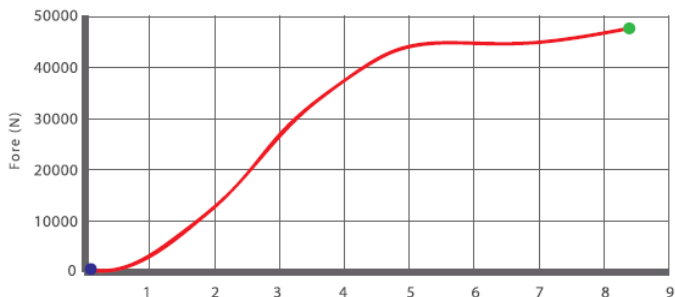
Pressure measuring point



A Minimum highness

COMPRESSION TEST (HOT 23°)

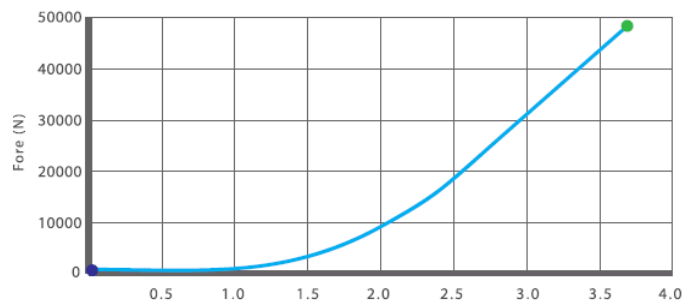
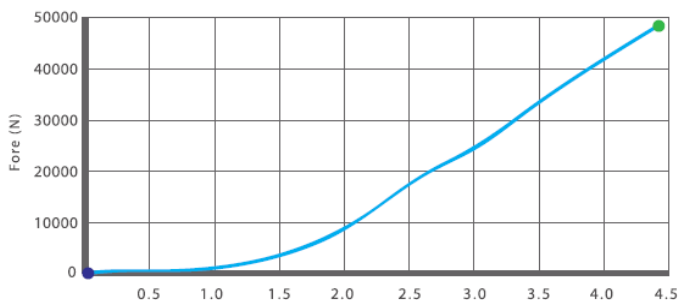
B Maximum highness



A Minimum highness

COMPRESSION TEST (COLD -40°)

B Maximum highness



TESTED AND APPROVED BY HEADSHIP OF TURKISH STANDARDS INSTITUTION (TSE) AND CALIBRATION CENTER CONSTRUCTION MATERIALS LABORATORY (ANKARA CITY)

SLW60 Packaging Information

Product code	SLW60-01	SLW60-02	SLW60-03	SLW60-04	M06050	M06075
Pcs per box	70*	60*	45*	35*	60***	40***
Gross weight per box	18,75 kg	16,90 kg	13,80 kg	12,25 kg	5,40 kg	4,00 kg
Boxes per pallet	12	12	12	12	48	48
Box dimensions	60cm x 40cm [*] x h=40cm		40cm x 30cm ^{**} x h=41cm		40cm x 30cm ^{***} x h=20cm	
Gross weight per pallet	250 kg	228 kg	191 kg	172 kg	285 kg	217 kg
Pallet dimensions	cm 80 x 120 x h140					

* Products are packed in cardboard boxes. Shrink-wrapped euro-pallets are used for final packaging. In spite of being shrink-wrapped and rain proof packagings, recommended to keep the pallets in closed area.

